SD-39890-006

B

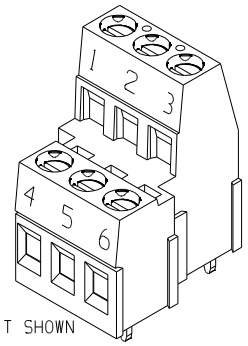

6 CIRCUIT SHOWN

B

IMPRINT 1.8 (.07) HIGH CHAR.
TOP ROW STARTS AT "1" TO "XX"/2
BOTTOM ROW REMAINING NUMBERS

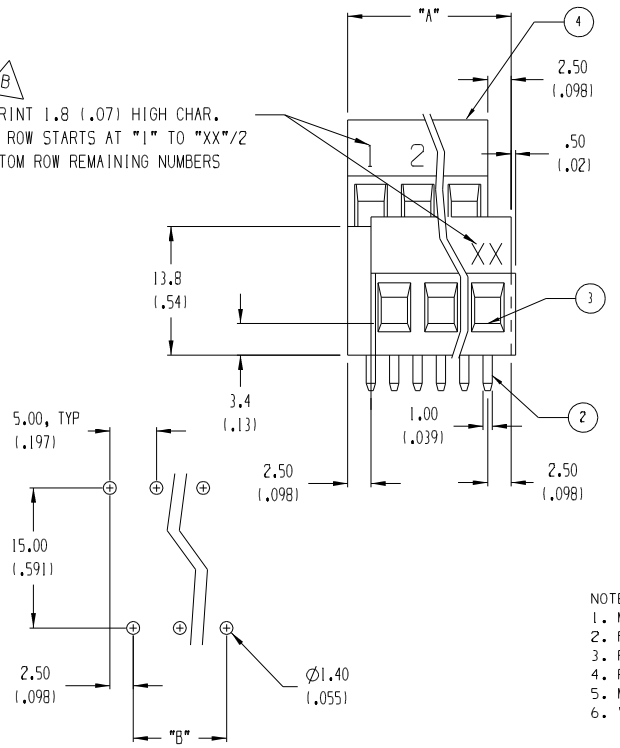

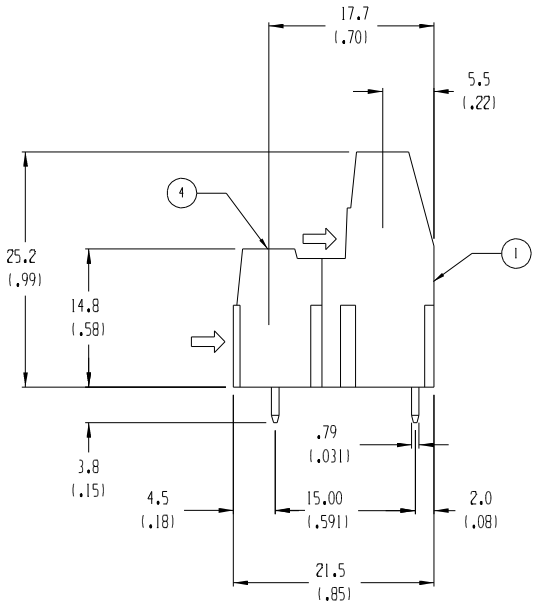

B

NO. OF CIRCUITS "XX"	DIM. "A"	DIM. "B"	MATERIAL NO.	MATERIAL NO. 10A IMPRINT
04	12.5 [.49]	5.00 [.197]	398900604	
06	17.5 [.69]	10.00 [.394]	398900606	
08	22.5 [.89]	15.00 [.591]	398900608	
10	27.5 [1.08]	20.00 [.787]	398900610	398920610
12	32.5 [1.28]	25.00 [.984]	398900612	
14	37.5 [1.48]	30.00 [1.181]	398900614	
16	42.5 [1.67]	35.00 [1.378]	398900616	
18	47.5 [1.87]	40.00 [1.575]	398900618	
20	52.5 [2.07]	45.00 [1.772]	398900620	
22	57.5 [2.26]	50.00 [1.969]	398900622	
24	62.5 [2.46]	55.00 [2.165]	398900624	
26	67.5 [2.66]	60.00 [2.362]	398900626	
28	72.5 [2.85]	65.00 [2.559]	398900628	
30	77.5 [3.05]	70.00 [2.756]	398900630	
32	82.5 [3.25]	75.00 [2.953]	398900632	
34	87.5 [3.44]	80.00 [3.150]	398900634	
36	92.5 [3.64]	85.00 [3.346]	398900636	
38	97.5 [3.84]	90.00 [3.543]	398900638	
40	102.5 [4.04]	95.00 [3.740]	398900640	
42	107.5 [4.23]	100.00 [3.937]	398900642	
44	112.5 [4.43]	105.00 [4.134]	398900644	
46	117.5 [4.63]	110.00 [4.331]	398900646	
48	122.5 [4.82]	115.00 [4.528]	398900648	

NOTES:
1. MATERIAL: SEE TABLE
2. FINISHES: SEE TABLE
3. PRODUCT SPECIFICATION: NOT REQUIRED
4. PACKAGING: NOT REQUIRED
5. MATES WITH: NONE
6. "XX" REFERS TO THE QUANTITY OF CIRCUITS.

ITEM	QTY.	DESCRIPTION	MATERIAL	FINISH
4	XX	SCREW, M3, SLOTTED	BRONZE	NICKEL
3	XX	CAGE CLAMP	BRASS	NICKEL
2	XX	TERMINAL, PC	PHOSPHOR BRONZE	HOT TIN DIP
1	1	INSULATOR	POLYAMIDE	BLACK

EC NO. ECN 4242
DRWN: RK 9-23-05
CH'K:
APPR:
B
REV

DESCRIPTION

QUALITY SYMBOLS
MAJOR:
CRITICAL (C):
SPC (S):

GENERAL TOLERANCES: (UNLESS SPECIFIED)

	mm	INCH
4 PLACES		±.0015
3 PLACES	±.038	±.005
2 PLACES	±.13	±.01
1 PLACE	±.3	

ANGULAR: ±2°

DRAFT WHERE APPLICABLE MUST REMAIN WITHIN DIMENSIONS

SCALE 2:1
DESIGN UNITS ☐ mm ☒ INCH
THIRD ANGLE PROJECTION

DRAWN BY & DATE R. KEMP 12-4-01
CHECKED BY & DATE P. WALTZ 12-4-01
APPROVED BY & DATE L. ROTHAUS 12-4-01
CAD FILENAME 8922XX.PRT

PROJECT NO. N/A
DIMENSIONS: ☒ mm/INCH ☐ INCH/mm ☐ mm ONLY
SHT REV
REVISE ON CAD ONLY

TITLE: 5.00mm EUROSTYLE MID, TWO LEVEL FIXED BLOCK

MOLEX INCORPORATED

MATERIAL NO. SEE CHART
DRAWING NO. B SD-39890-006
SHEET NO. 1 OF 1
SIZE B

THIS DRAWING CONTAINS INFORMATION THAT IS PROPRIETARY TO MOLEX INCORPORATED AND SHOULD NOT BE USED WITHOUT WRITTEN PERMISSION.