

SPT 16/ 4-H-10,0-ZB

Order No.: 1735804

The illustration shows the 5-position version of the product

<http://eshop.phoenixcontact.de/phoenix/treeViewClick.do?UID=1735804>

PC terminal block, Nominal current: 76 A, Nom. voltage: 1000 V, Pitch:
10 mm, Number of positions: 4, Type of connection: Spring-cage
conn., Mounting: Soldering, Color: green

Commercial data

GTIN (EAN)	 4 046356 179447
Note	Made-to-order
sales group	E540
Pack	50 pcs.
Customs tariff	85369010
Catalog page information	Page 339 (CC-2009)

Product notesWEEE/RoHS-compliant since:
12/19/2006

[http://
www.download.phoenixcontact.com](http://www.download.phoenixcontact.com)
Please note that the data given
here has been taken from the
online catalog. For comprehensive
information and data, please refer
to the user documentation. The
General Terms and Conditions of
Use apply to Internet downloads.

Technical data**Dimensions / positions**

Pitch	10 mm
Dimension a	30 mm
Number of positions	4
Pin dimensions	1,2 x 1 mm

Pin spacing	10 mm
Hole diameter	1.7 mm

Technical data

Range of articles	SPT 16/..-H
Insulating material group	I
Rated surge voltage (III/3)	8 kV
Rated surge voltage (III/2)	8 kV
Rated surge voltage (II/2)	6 kV
Rated voltage (III/3)	1000 V
Rated voltage (III/2)	1000 V
Rated voltage (II/2)	1000 V
Connection in acc. with standard	EN-VDE
Nominal current I_N	76 A
Nominal cross section	16 mm ²
Maximum load current	76 A
Insulating material	PA
Inflammability class acc. to UL 94	V0
Stripping length	18 mm
Nominal voltage, UL/CUL Use Group B	600 V
Nominal current, UL/CUL Use Group B	66 A
Nominal voltage, UL/CUL Use Group C	600 V
Nominal current, UL/CUL Use Group C	66 A

Connection data

Conductor cross section solid min.	0.75 mm ²
Conductor cross section solid max.	16 mm ²
Conductor cross section stranded min.	0.75 mm ²
Conductor cross section stranded max.	16 mm ²
Conductor cross section stranded, with ferrule without plastic sleeve min.	0.75 mm ²
Conductor cross section stranded, with ferrule without plastic sleeve max.	16 mm ²
Conductor cross section stranded, with ferrule with plastic sleeve min.	0.75 mm ²
Conductor cross section stranded, with ferrule with plastic sleeve max.	10 mm ²
Conductor cross section AWG/kcmil min.	20

Conductor cross section AWG/kcmil max	4
2 conductors with same cross section, stranded, TWIN ferrules with plastic sleeve, min.	0.75 mm ²
2 conductors with same cross section, stranded, TWIN ferrules with plastic sleeve, max.	4 mm ²
Minimum AWG according to UL/CUL	20
Maximum AWG according to UL/CUL	4

Certificates / Approvals

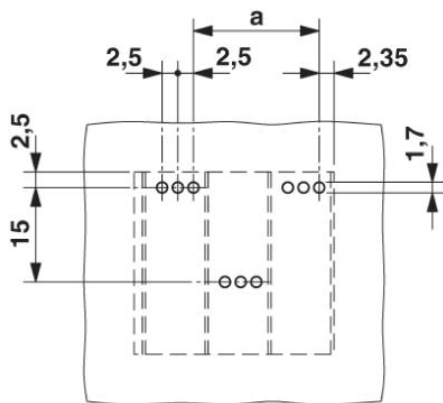


Certification

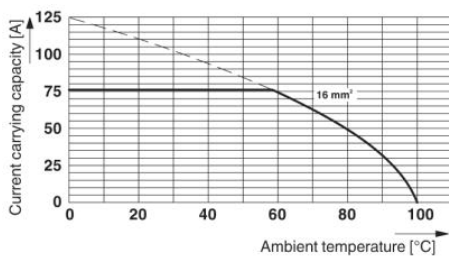
CUL, UL

Diagrams/Drawings

Drilling plan/solder pad geometry

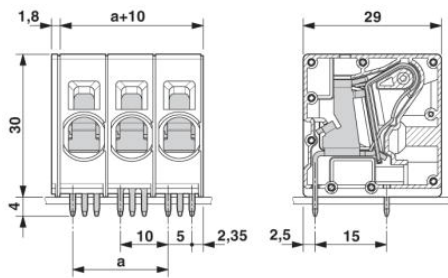


Diagram



Type: SPT 16/...-H-10,0-ZB
 Test based on DIN EN 60512-5-2:2003-01
 Reduction factor = 1
 Number of positions: 5

Dimensioned drawing



Address

PHOENIX CONTACT Deutschland GmbH
Flachmarktstr. 8
32825 Blomberg, Germany
Phone +49 5235 3 12000
Fax +49 5235 3 41200
<http://www.phoenixcontact.de>



© 2011 Phoenix Contact
Technical modifications reserved;