

## Disconnect terminal block - URTK/S-IB - 0710947

Please be informed that the data shown in this PDF Document is generated from our Online Catalog. Please find the complete data in the user's documentation. Our General Terms of Use for Downloads are valid (<http://download.phoenixcontact.com>)



Disconnect terminal block, Connection method: Screw connection, Cross section: 0.5 mm<sup>2</sup> - 10 mm<sup>2</sup>, AWG: 20 - 10, Width: 8.2 mm, Mounting type: NS 35/7,5, NS 35/15, NS 32, Color: gray

The figure shows a version of the article



### Key commercial data

Packing unit	1 1
Weight per Piece (excluding packing)	35.2 GRM
Custom tariff number	85369010
Country of origin	Germany

### Technical data

#### General

Number of levels	1
Number of connections	2
Color	gray
Insulating material	PA
Inflammability class according to UL 94	V0
Maximum load current	57 A (with 10 mm <sup>2</sup> conductor cross section)
Rated surge voltage	6 kV
Pollution degree	3
Surge voltage category	III
Insulating material group	I
Connection in acc. with standard	IEC 60947-7-1
Nominal current I <sub>N</sub>	41 A
Nominal voltage U <sub>N</sub>	400 V
Open side panel	ja

## Disconnect terminal block - URTK/S-IB - 0710947

### Technical data

#### Dimensions

Width	8.2 mm
Length	72 mm
Height NS 35/7,5	51.5 mm
Height NS 35/15	59 mm
Height NS 32	56 mm

#### Connection data

Note	Terminal point
Conductor cross section solid min.	0.5 mm <sup>2</sup>
Conductor cross section solid max.	10 mm <sup>2</sup>
Conductor cross section AWG/kcmil min.	20
Conductor cross section AWG/kcmil max.	8
Conductor cross section stranded min.	0.5 mm <sup>2</sup>
Conductor cross section stranded max.	6 mm <sup>2</sup>
Min. AWG conductor cross section, stranded	20
Max. AWG conductor cross section, stranded	10
Conductor cross section stranded, with ferrule without plastic sleeve min.	0.5 mm <sup>2</sup>
Conductor cross section stranded, with ferrule without plastic sleeve max.	6 mm <sup>2</sup>
Conductor cross section stranded, with ferrule with plastic sleeve min.	0.5 mm <sup>2</sup>
Conductor cross section stranded, with ferrule with plastic sleeve max.	4 mm <sup>2</sup>
2 conductors with same cross section, solid min.	0.5 mm <sup>2</sup>
2 conductors with same cross section, solid max.	2.5 mm <sup>2</sup>
2 conductors with same cross section, stranded min.	0.5 mm <sup>2</sup>
2 conductors with same cross section, stranded max.	6 mm <sup>2</sup>
2 conductors with same cross section, stranded, TWIN ferrules with plastic sleeve, min.	0.5 mm <sup>2</sup>
2 conductors with same cross section, stranded, TWIN ferrules with plastic sleeve, max.	4 mm <sup>2</sup>
2 conductors with same cross section, stranded, ferrules without plastic sleeve, min.	0.5 mm <sup>2</sup>
2 conductors with same cross section, stranded, ferrules without plastic sleeve, max.	4 mm <sup>2</sup>
Connection method	Screw connection
Stripping length	13 mm
Internal cylindrical gage	A5
Screw thread	M4
Tightening torque, min	1.2 Nm
Tightening torque max	1.5 Nm

## Disconnect terminal block - URTK/S-IB - 0710947

### Classifications

#### eCl@ss

eCl@ss 4.0	27141126
eCl@ss 4.1	27141126
eCl@ss 5.0	27141127
eCl@ss 5.1	27141127
eCl@ss 6.0	27141127
eCl@ss 7.0	27141127
eCl@ss 8.0	27141127

#### ETIM

ETIM 2.0	EC000902
ETIM 3.0	EC000902
ETIM 4.0	EC000902
ETIM 5.0	EC000902

#### UNSPSC

UNSPSC 6.01	30211811
UNSPSC 7.0901	39121410
UNSPSC 11	39121410
UNSPSC 12.01	39121410
UNSPSC 13.2	39121410

### Approvals

#### Approvals

---

Approvals

GOST

---

Ex Approvals

---

Approvals submitted

---

Approval details

## Disconnect terminal block - URTK/S-IB - 0710947

### Approvals



### Accessories

#### Accessories

#### Bridge

Fixed bridge - FB 10- RTK/S - 0311171



Fixed bridge, Number of positions: 10, Color: silver

---

Insertion bridge - EB 2- 8 - 0202154



Insertion bridge, Number of positions: 2, Color: gray

---

Insertion bridge - EB 3- 8 - 0202141



Insertion bridge, Number of positions: 3, Color: gray

---

Insertion bridge - EB 10- 8 - 0202138



Insertion bridge, Number of positions: 10, Color: gray

## Disconnect terminal block - URTK/S-IB - 0710947

### Accessories

Switching jumper - ASB 2-RTK/S - 0311281



Switching jumper, Number of positions: 2, Color: silver

---

Switching jumper - USB 2-RTK/S - 0311278



Switching jumper, Number of positions: 2, Color: silver

---

Switching jumper - SB 4-RTK/S - 0311265



Switching jumper, Number of positions: 4, Color: silver

---

Switching jumper - SB 2-RTK/S - 0311236



Switching jumper, Number of positions: 2, Color: silver

---

Insertion bridge - EB 4- 8 - 0202142



Insertion bridge, Number of positions: 4, Color: gray

---

## Disconnect terminal block - URTK/S-IB - 0710947

### Accessories

Insertion bridge - EB 3- 8/ST - 5020810



Insertion bridge

---

### Cover profile

Cover profile - AP-ME METER - 3034361



Cover profile, for covering terminal strips, snapped onto APT-ME cover profile carrier or APH-ME end bracket. A cover profile carrier should be positioned at the ends and at intervals of around 40 cm. Length supplied: 1 m

---

Cover profile - APH-ME - 3034374



Cover profile carrier for mounting on NS 35/7.5 DIN rail for attaching the cover profile AP-ME

---

Cover profile - APT-ME - 3034358



Cover profile carrier for mounting on NS 35/7.5 DIN rail for attaching the cover profile AP-ME

---

### End block

End clamp - CLIPFIX 35 - 3022218



Quick mounting end clamp for NS 35/7,5 DIN rail or NS 35/15 DIN rail, with marking option, width: 9.5 mm, color: gray

## Disconnect terminal block - URTK/S-IB - 0710947

### Accessories

---

#### End clamp - CLIPFIX 35-5 - 3022276



Quick mounting end clamp for NS 35/7,5 DIN rail or NS 35/15 DIN rail, with marking option, with parking option for FBS...5, FBS...6, KSS 5, KSS 6, width: 5.15 mm, color: gray

---

#### End clamp - E/NS 35 N - 0800886



End clamp, width: 9.5 mm, color: gray

---

#### End clamp - E/UK - 1201442



End clamp, for assembly on NS 32 or NS 35/7.5 DIN rail

---

#### End clamp - E/UK 1 - 1201413



End clamps, for supporting the ends of double-level and three-level terminal blocks, width: 10 mm, color: gray

---

#### End cover

##### End cover - D-URTK - 0310020



End cover, Length: 72 mm, Width: 2.2 mm, Height: 41.5 mm, Color: gray

---

## Disconnect terminal block - URTK/S-IB - 0710947

### Accessories

#### Labeled terminal marker

Zack marker strip - ZB 8 CUS - 0825011



Zack marker strip, Can be ordered: Strip, white, Labeled according to customer specifications, Mounting type: Snap into tall marker groove, For terminal block width: 8.2 mm, Lettering field: 10.5 x 8.15 mm

---

Marker for terminal blocks - UC-TM 8 CUS - 0824597



Marker for terminal blocks, Can be ordered: By sheet, white, Labeled according to customer specifications, Mounting type: Snap into tall marker groove, For terminal block width: 8.2 mm, Lettering field: 7.6 x 10.5 mm

---

Marker for terminal blocks - UCT-TM 8 CUS - 0829616



Marker for terminal blocks, Can be ordered: By sheet, white, Labeled according to customer specifications, Mounting type: Snap into tall marker groove, For terminal block width: 8.2 mm, Lettering field: 7.6 x 10.5 mm

---

#### Mounting rail

DIN rail - NS 32 PERF 2000MM - 1201002



G-profile DIN rail, material: Steel, perforated, height 15 mm, width 32 mm, length 2 m

---

DIN rail - NS 32 UNPERF 2000MM - 1201015



G-profile DIN rail, material: Steel, unperforated, height 15 mm, width 32 mm, length 2 m



## Disconnect terminal block - URTK/S-IB - 0710947

### Accessories

---

DIN rail perforated - NS 35/ 7,5 PERF 2000MM - 0801733



DIN rail, material: steel galvanized and passivated with a thick layer, perforated, height 7.5 mm, width 35 mm, length: 2000 mm

---

DIN rail - NS 35/ 7,5 UNPERF 2000MM - 0801681



DIN rail, material: Steel, unperforated, height 7.5 mm, width 35 mm, length: 2 m

---

DIN rail - NS 35/ 7,5 WH PERF 2000MM - 1204119



DIN rail 35 mm (NS 35)

---

DIN rail - NS 35/ 7,5 WH UNPERF 2000MM - 1204122



DIN rail 35 mm (NS 35)

---

DIN rail, unperforated - NS 35/ 7,5 AL UNPERF 2000MM - 0801704



DIN rail, unperforated, Width: 35 mm, Height: 7.5 mm, Length: 2000 mm, Color: silver

---

## Disconnect terminal block - URTK/S-IB - 0710947

### Accessories

DIN rail - NS 35/ 7,5 ZN PERF 2000MM - 1206421



DIN rail, material: Galvanized, perforated, height 7.5 mm, width 35 mm, length: 2 m

---

DIN rail - NS 35/ 7,5 ZN UNPERF 2000MM - 1206434



DIN rail, material: Galvanized, unperforated, height 7.5 mm, width 35 mm, length: 2 m

---

DIN rail - NS 35/ 7,5 CU UNPERF 2000MM - 0801762



DIN rail, material: Copper, unperforated, height 7.5 mm, width 35 mm, length: 2 m

---

End cap - NS 35/ 7,5 CAP - 1206560



DIN rail end piece, for DIN rail NS 35/7.5

---

DIN rail perforated - NS 35/15 PERF 2000MM - 1201730



DIN rail, material: steel galvanized and passivated with a thick layer, perforated, height 15 mm, width 35 mm, length: 2000 mm

---

## Disconnect terminal block - URTK/S-IB - 0710947

### Accessories

DIN rail - NS 35/15 UNPERF 2000MM - 1201714



DIN rail, material: Steel, unperforated, height 15 mm, width 35 mm, length: 2 m

---

DIN rail - NS 35/15 WH PERF 2000MM - 0806602



DIN rail 35 mm (NS 35)

---

DIN rail - NS 35/15 WH UNPERF 2000MM - 1204135



DIN rail 35 mm (NS 35)

---

DIN rail, unperforated - NS 35/15 AL UNPERF 2000MM - 1201756



DIN rail, deep drawn, high profile, unperforated, 1.5 mm thick, material: aluminum, height 15 mm, width 35 mm, length 2000 mm

---

DIN rail - NS 35/15 ZN PERF 2000MM - 1206599



DIN rail, material: Galvanized, perforated, height 15 mm, width 35 mm, length: 2 m

---

## Disconnect terminal block - URTK/S-IB - 0710947

### Accessories

DIN rail - NS 35/15 ZN UNPERF 2000MM - 1206586



DIN rail, material: Galvanized, unperforated, height 15 mm, width 35 mm, length: 2 m

---

DIN rail - NS 35/15 CU UNPERF 2000MM - 1201895



DIN rail, material: Copper, unperforated, 1.5 mm thick, height 15 mm, width 35 mm, length: 2 m

---

End cap - NS 35/15 CAP - 1206573



DIN rail end piece, for DIN rail NS 35/15

---

DIN rail - NS 35/15-2,3 UNPERF 2000MM - 1201798



DIN rail, material: Steel, unperforated, 2.3 mm thick, height 15 mm, width 35 mm, length: 2 m

---

### Partition plate

Separating plate - TS-RTK - 0310211



Separating plate, Length: 72 mm, Width: 0.8 mm, Color: gray

---

## Disconnect terminal block - URTK/S-IB - 0710947

### Accessories

Partition plate - ATS-RTK - 0310224



Partition plate, Length: 72 mm, Width: 0.8 mm, Height: 51.5 mm, Color: gray

---

### Screwdriver tools

Screwdriver - SZS 1,0X4,0 VDE - 1205066



Screwdriver, slot-headed, VDE insulated, size: 1.0 x 4.0 x 100 mm, 2-component grip, with non-slip grip

---

### Switching lock

Switching lock - S-URTK/SP - 0311155



Switching lock, Length: 12 mm, Width: 8.2 mm, Color: white

Switching lock - S - 0308359



Switching lock, Length: 12 mm, Width: 8.2 mm, Color: white

---

### Terminal marking

## Disconnect terminal block - URTK/S-IB - 0710947

### Accessories

#### Marker cards - SBS 8:UNBEDRUCKT - 1007235



Marker cards, Card, white, Unlabeled, Can be labeled with: Plotter, Mounting type: Snap into tall marker groove, Snap into flat marker groove, For terminal block width: 8.2 mm, Lettering field: 6 x 8.1 mm

---

#### Zack marker strip - ZB 8:UNBEDRUCKT - 1052002



Zack marker strip, Strip, white, Unlabeled, Can be labeled with: Plotter, Mounting type: Snap into tall marker groove, For terminal block width: 8.2 mm, Lettering field: 10.5 x 8.15 mm

---

#### Marker for terminal blocks - UC-TM 8 - 0818072



Marker for terminal blocks, Sheet, white, Unlabeled, Can be labeled with: BLUEMARK CLED, BLUEMARK LED, Plotter, Mounting type: Snap into tall marker groove, For terminal block width: 8.2 mm, Lettering field: 7.6 x 10.5 mm

---

#### Marker for terminal blocks - UCT-TM 8 - 0828740



Marker for terminal blocks, Sheet, white, Unlabeled, Can be labeled with: THERMOMARK CARD PLUS, THERMOMARK CARD, BLUEMARK CLED, BLUEMARK LED, Mounting type: Snap into tall marker groove, For terminal block width: 8.2 mm, Lettering field: 7.6 x 10.5 mm

---

### Test socket

#### Female test connector - PSBJ-URTK/S RD - 0311744



Female test connector, Color: red

---

## Disconnect terminal block - URTK/S-IB - 0710947

### Accessories

Female test connector - PSBJ-URTK/S BU - 0311757



Female test connector, Color: blue

---

Female test connector - PSBJ-URTK/S YE - 0311731



Female test connector, Color: yellow

---

Female test connector - PSBJ-URTK/S GN - 0311760



Female test connector, Color: green

---

Female test connector - PSBJ-URTK/S VT - 0311773



Female test connector, Color: violet

---

Female test connector - PSBJ-URTK/S BK - 0311728



Female test connector, Color: black

---

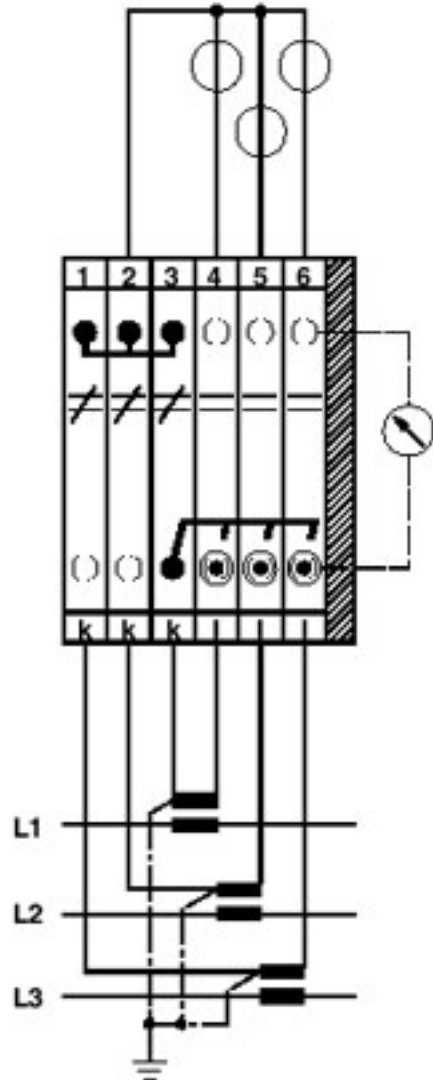
### Drawings

# Disconnect terminal block - URTK/S-IB - 0710947

Circuit diagram



Schematic diagram

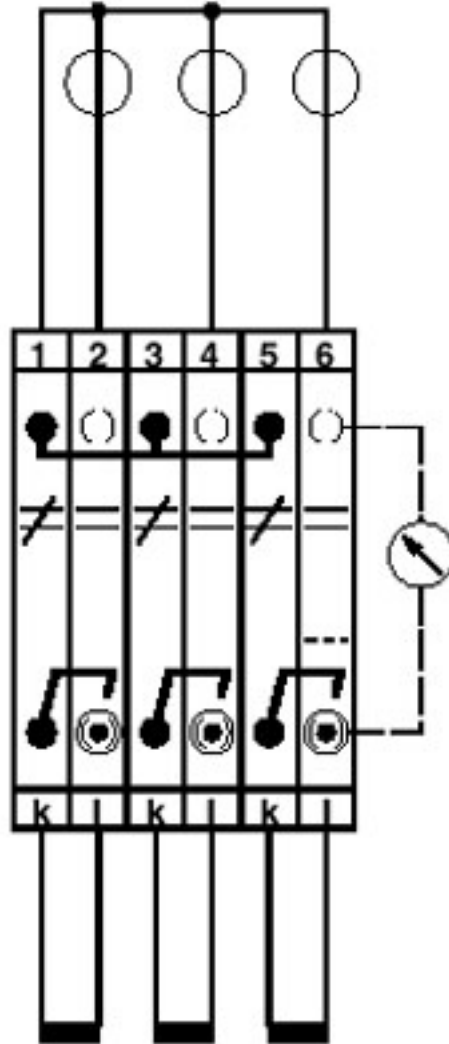


Three-phase linked transducer test set



# Disconnect terminal block - URTK/S-IB - 0710947

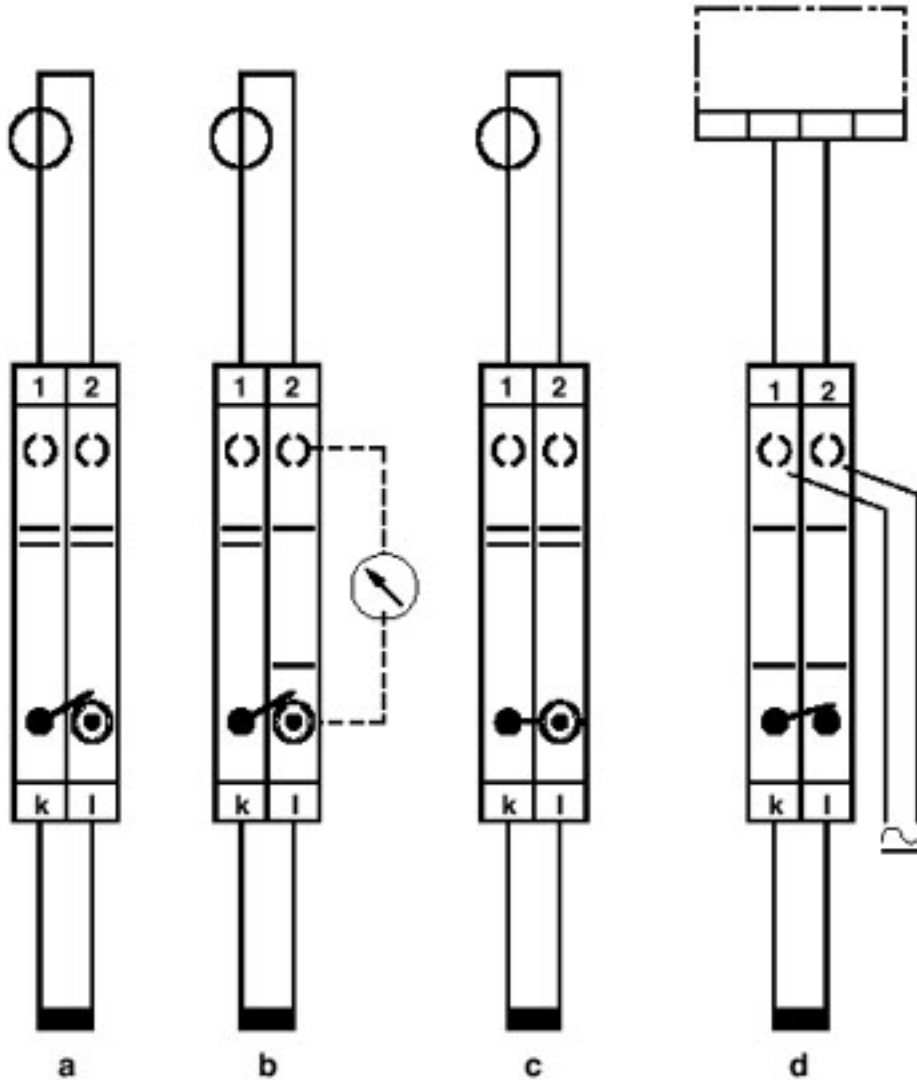
Schematic diagram



Three-phase transducer test set

# Disconnect terminal block - URTK/S-IB - 0710947

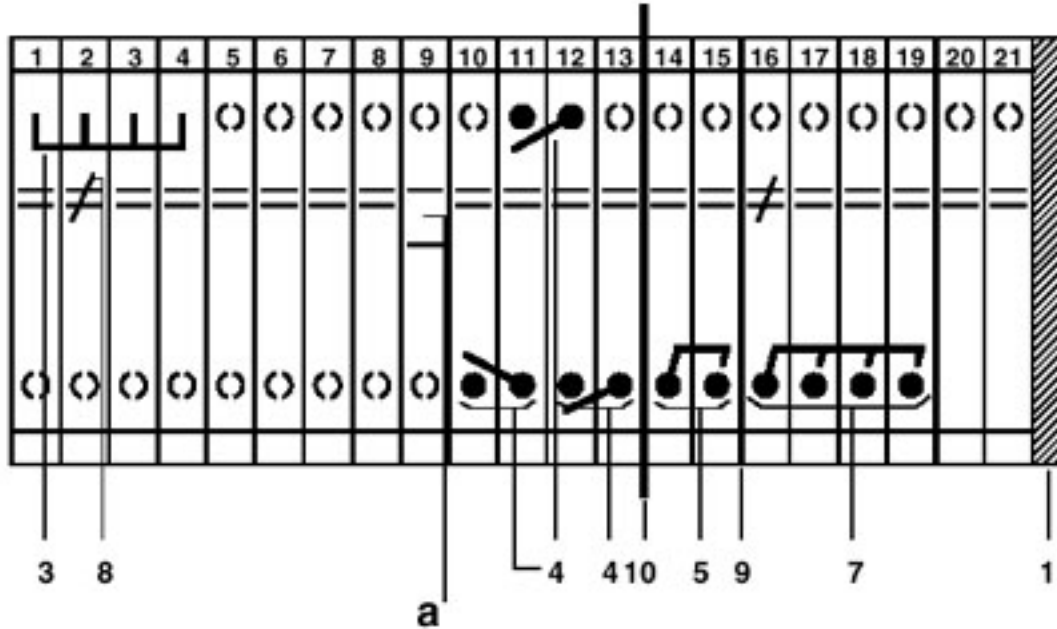
Schematic diagram



Simple current transformer test circuit  
a = normal operation  
b = measured value testing  
c = transformer short-circuit  
d = relay testing

## Disconnect terminal block - URTK/S-IB - 0710947

Circuit diagram



a = open

1 = cover

3 = fixed bridge

4 = switch bar, for 2 terminal blocks, useable on both sides of the disconnect point, inward switching motion

5 = switch bar, for 2 terminal blocks, useable on both sides of the disconnect point, outward switching motion

7 = switch bar, for 3-phase short-circuiting of linked current transformer sets, only on the right

8 = switching lock, prevents disconnect slide from being actuated

9 = separating plate, for electrical separation of neighboring bridges in terminal center

10 = partition plate