

Test disconnect terminal block - RBO 5-T-B-HEX - 3076714

Please be informed that the data shown in this PDF Document is generated from our Online Catalog. Please find the complete data in the user's documentation. Our General Terms of Use for Downloads are valid (<http://download.phoenixcontact.com>)



Test disconnect terminal block, Connection type: Bolt connection, Cross section: 0.1 mm² - 10 mm², AWG: 26 - 8, Nominal current: 50 A, Nominal voltage: 800 V, Length: 80.8 mm, Width: 13 mm, Color: gray, Assembly: NS 35/7,5, NS 35/15

The figure shows a similar product

Product Features

- The disconnect slide is secured with a hexagonal slotted-head screw



Key commercial data

Packing unit	1 1
Weight per Piece (excluding packing)	34.0 GRM
Custom tariff number	85369010
Country of origin	India

Technical data

General

Number of levels	1
Number of connections	2
Color	gray
Insulating material	PA
Inflammability class according to UL 94	V0
Maximum load current	50 A (with 10 mm ² conductor cross section)
Rated surge voltage	8 kV
Pollution degree	3
Surge voltage category	III
Insulating material group	I
Connection in acc. with standard	IEC 60947-7-1
Nominal current I _N	50 A
Nominal voltage U _N	800 V (with open 630 V disconnect point)

Test disconnect terminal block - RBO 5-T-B-HEX - 3076714

Technical data

General

Open side panel	ja
Surge voltage test setpoint	9.8 kV
Result of surge voltage test	Test passed
Power frequency withstand voltage setpoint	2 kV
Result of power-frequency withstand voltage test	Test passed
Checking the mechanical stability of terminal points (5 x conductor connection)	Test passed
Tight fit on carrier	NS 32/NS 35
Setpoint	5 N
Result of tight fit test	Test passed
Requirements, voltage drop	≤ 6,4 mV
Result of voltage drop test	Test passed
Temperature-rise test	Test passed
Conductor cross section short circuit testing	10 mm ²
Short-time current	1.2 kA
Short circuit stability result	Test passed
Proof of thermal characteristics (needle flame) effective duration	30 s
Result of thermal test	Test passed
Test specification, oscillation, broadband noise	DIN EN 50155 (VDE 0115-200):2008-03
Test spectrum	Service life test category 1, class B, body mounted
Test frequency	f ₁ = 5 Hz to f ₂ = 150 Hz
ASD level	1.857 (m/s ²) ² /Hz
Acceleration	0.8 g
Test duration per axis	5 h
Test directions	X-, Y- and Z-axis
Oscillation, broadband noise test result	Test passed
Test specification, shock test	DIN EN 50155 (VDE 0115-200):2008-03
Shock form	Half-sine
Acceleration	5 g
Shock duration	30 ms
Number of shocks per direction	3
Test directions	X-, Y- and Z-axis (pos. and neg.)
Shock test result	Test passed
Temperature index, insulating material (DIN EN 60216-1 (VDE 0304-21))	130 °C
Static insulating material application in cold	-60 °C

Dimensions

Width	13 mm
-------	-------

Test disconnect terminal block - RBO 5-T-B-HEX - 3076714

Technical data

Dimensions

Length	80.8 mm
Height NS 35/7,5	49.8 mm
Height NS 35/15	54.6 mm

Connection data

Note	Connection bolts
Conductor cross section solid min.	0.1 mm ²
Conductor cross section solid max.	10 mm ²
Conductor cross section AWG/kcmil min.	26
Conductor cross section AWG/kcmil max	8
Conductor cross section stranded min.	0.1 mm ²
Conductor cross section stranded max.	10 mm ²
Min. AWG conductor cross section, stranded	26
Max. AWG conductor cross section, stranded	8
Min. cross section for cable lug connection	0.1 mm ²
Max. cross section for cable lug connection	10 mm ²
Connection method	Bolt connection
Screw thread	M5
Tightening torque, min	2 Nm
Tightening torque max	2.2 Nm

Classifications

eCl@ss

eCl@ss 4.0	27141126
eCl@ss 4.1	27141126
eCl@ss 5.0	27141126
eCl@ss 5.1	27141126
eCl@ss 6.0	27141126
eCl@ss 7.0	27141126
eCl@ss 8.0	27141126

ETIM

ETIM 2.0	EC000902
ETIM 3.0	EC000902
ETIM 4.0	EC000902
ETIM 5.0	EC000902

Test disconnect terminal block - RBO 5-T-B-HEX - 3076714

Classifications

UNSPSC

UNSPSC 6.01	30211811
UNSPSC 7.0901	39121410
UNSPSC 11	39121410
UNSPSC 12.01	39121410
UNSPSC 13.2	39121410

Approvals

Approvals


Approvals


UL Recognized / cUL Recognized / GOST / cULus Recognized

Ex Approvals

Approvals submitted

Approval details


UL Recognized 		
	B	C
Nominal current I _N	41 A	41 A
Nominal voltage U _N	600 V	600 V

cUL Recognized 		
	B	C
Nominal current I _N	41 A	41 A
Nominal voltage U _N	600 V	600 V

Test disconnect terminal block - RBO 5-T-B-HEX - 3076714

Approvals

GOST 

cULus Recognized 

Accessories

Accessories

Bridge

Fixed bridge - FB 10-13 - 3059126



Fixed bridge, Number of positions: 10, Color: silver

Fixed bridge - FB 10-13 ISO - 3059663



Fixed bridge, Number of positions: 10, Color: silver

Cover profile

Cover profile - AP RSC-T - 3059139



Cover profile, for covering terminal strips, directly snapped onto RBO... and RSC... test disconnect terminal blocks.
Length supplied: 1 m

End block

Test disconnect terminal block - RBO 5-T-B-HEX - 3076714

Accessories

End clamp - CLIPFIX 35 - 3022218



Quick mounting end clamp for NS 35/7,5 DIN rail or NS 35/15 DIN rail, with marking option, width: 9.5 mm, color: gray

End clamp - CLIPFIX 35-5 - 3022276



Quick mounting end clamp for NS 35/7,5 DIN rail or NS 35/15 DIN rail, with marking option, with parking option for FBS...5, FBS...6, KSS 5, KSS 6, width: 5.15 mm, color: gray

End clamp - E/NS 35 N - 0800886



End clamp, width: 9.5 mm, color: gray

End clamp - E/UK - 1201442



End clamp, for assembly on NS 32 or NS 35/7.5 DIN rail

End clamp - E/UK 1 - 1201413



End clamps, for supporting the ends of double-level and three-level terminal blocks, width: 10 mm, color: gray

End cover

Test disconnect terminal block - RBO 5-T-B-HEX - 3076714

Accessories

End cover - D-RSC 5-T - 3058046



End cover, Length: 79.9 mm, Width: 2.2 mm, Color: gray

Labeled terminal marker

Zack marker strip - ZB 13 CUS - 0829132



Zack marker strip, Can be ordered: Strip, white, Labeled according to customer specifications, Mounting type: Snap into tall marker groove, For terminal block width: 13 mm, Lettering field: 13 x 10.5 mm

Zack Marker strip, flat - ZBF 13 CUS - 0829134



Zack Marker strip, flat, Can be ordered: Strip, white, Labeled according to customer specifications, Mounting type: Snap into flat marker groove, For terminal block width: 13 mm, Lettering field: 13 x 5.2 mm

Mounting rail

DIN rail perforated - NS 35/ 7,5 PERF 2000MM - 0801733



DIN rail, material: steel galvanized and passivated with a thick layer, perforated, height 7.5 mm, width 35 mm, length: 2000 mm

DIN rail - NS 35/ 7,5 UNPERF 2000MM - 0801681



DIN rail, material: Steel, unperforated, height 7.5 mm, width 35 mm, length: 2 m

Test disconnect terminal block - RBO 5-T-B-HEX - 3076714

Accessories

DIN rail - NS 35/ 7,5 WH PERF 2000MM - 1204119



DIN rail 35 mm (NS 35)

DIN rail - NS 35/ 7,5 WH UNPERF 2000MM - 1204122



DIN rail 35 mm (NS 35)

DIN rail, unperforated - NS 35/ 7,5 AL UNPERF 2000MM - 0801704



DIN rail, unperforated, Width: 35 mm, Height: 7.5 mm, Length: 2000 mm, Color: silver

DIN rail - NS 35/ 7,5 ZN PERF 2000MM - 1206421



DIN rail, material: Galvanized, perforated, height 7.5 mm, width 35 mm, length: 2 m

DIN rail - NS 35/ 7,5 ZN UNPERF 2000MM - 1206434



DIN rail, material: Galvanized, unperforated, height 7.5 mm, width 35 mm, length: 2 m

Test disconnect terminal block - RBO 5-T-B-HEX - 3076714

Accessories

DIN rail - NS 35/ 7,5 CU UNPERF 2000MM - 0801762



DIN rail, material: Copper, unperforated, height 7.5 mm, width 35 mm, length: 2 m

End cap - NS 35/ 7,5 CAP - 1206560



DIN rail end piece, for DIN rail NS 35/7.5

DIN rail perforated - NS 35/15 PERF 2000MM - 1201730



DIN rail, material: steel galvanized and passivated with a thick layer, perforated, height 15 mm, width 35 mm, length: 2000 mm

DIN rail - NS 35/15 UNPERF 2000MM - 1201714



DIN rail, material: Steel, unperforated, height 15 mm, width 35 mm, length: 2 m

DIN rail - NS 35/15 WH PERF 2000MM - 0806602



DIN rail 35 mm (NS 35)

Test disconnect terminal block - RBO 5-T-B-HEX - 3076714

Accessories

DIN rail - NS 35/15 WH UNPERF 2000MM - 1204135



DIN rail 35 mm (NS 35)

DIN rail, unperforated - NS 35/15 AL UNPERF 2000MM - 1201756



DIN rail, deep drawn, high profile, unperforated, 1.5 mm thick, material: aluminum, height 15 mm, width 35 mm, length 2000 mm

DIN rail - NS 35/15 ZN PERF 2000MM - 1206599



DIN rail, material: Galvanized, perforated, height 15 mm, width 35 mm, length: 2 m

DIN rail - NS 35/15 ZN UNPERF 2000MM - 1206586



DIN rail, material: Galvanized, unperforated, height 15 mm, width 35 mm, length: 2 m

DIN rail - NS 35/15 CU UNPERF 2000MM - 1201895



DIN rail, material: Copper, unperforated, 1.5 mm thick, height 15 mm, width 35 mm, length: 2 m

Test disconnect terminal block - RBO 5-T-B-HEX - 3076714

Accessories

End cap - NS 35/15 CAP - 1206573



DIN rail end piece, for DIN rail NS 35/15

DIN rail - NS 35/15-2,3 UNPERF 2000MM - 1201798



DIN rail, material: Steel, unperforated, 2.3 mm thick, height 15 mm, width 35 mm, length: 2 m

Partition plate

Separating plate - TS-KK 3 - 2770215



Separating plate, Length: 14 mm, Width: 1.5 mm, Height: 16 mm, Color: gray

Screwdriver tools

Screwdriver - SZS 1,2X8,0 VDE - 1205082



Screwdriver, slot-headed, VDE insulated, size: 1.2 x 8.0 x 175 mm, 2-component grip, with non-slip grip

Terminal marking

Test disconnect terminal block - RBO 5-T-B-HEX - 3076714

Accessories

Zack marker strip - ZB 13:UNBEDRUCKT - 0829131



Zack marker strip, Strip, white, Unlabeled, Can be labeled with: Plotter, Mounting type: Snap into tall marker groove, For terminal block width: 13 mm, Lettering field: 13 x 10.5 mm

Zack Marker strip, flat - ZBF 13:UNBEDRUCKT - 0829133



Zack Marker strip, flat, Strip, white, Unlabeled, Can be labeled with: Plotter, Mounting type: Snap into flat marker groove, For terminal block width: 13 mm, Lettering field: 13 x 5.2 mm

Drawings

Circuit diagram

