

Model: SCPE Series

Spring Clamp Earth Terminals

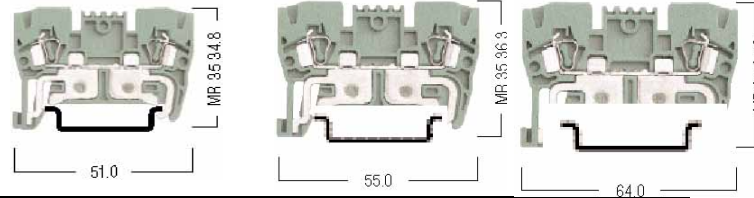
Description





Spring clamp earth terminals have the same outer dimensions as the standard SC blocks for the same cross-sections. This enables earth terminal blocks to be mounted directly besides feed-through terminal blocks.

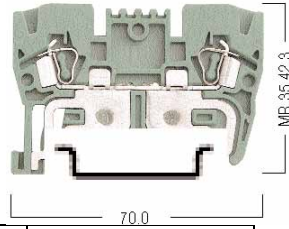
The main characteristics are:





- Low transition resistance
- Non-corroding contacts
- Green/Yellow marking on the insulation.

The main differences between spring clamp earth terminals and the earth terminals with screw connections is the automatic contact when the terminal blocks are attached to the mounting rails.



	SCPE2.5 width: 5mm			SCPE4 width: 6mm			SCPE6 width: 8mm			
Electrical ratings										
Voltage/Current/Cross section	~V-/IA/2.5mm ²			750V-/IA/4mm ²			750V-/IA/6mm ²			
UL	AWG12-26			AWG10-26			AWG8-26			
Insulation stripping length	10mm			12mm			13mm			
Connection Data										
Solid Strand, Screw Connection	0.5-2.5mm ²			0.5-4mm ²			0.5-6mm ²			
Fine Strand, Screw Connection	0.5-2.5mm ²			0.5-4mm ²			0.5-6mm ²			
AWG Conductor	26.....12			26.....10			26.....8			
Ordering Data	Cat. No	Qty		Cat. No	Qty		Cat. No	Qty		
Poliamide 6.6	SCPE2.5	10		SCPE4	10		SCPE6	40		
Mounting Rails	Type	Cat. No	Qty	Type	Cat. No	Qty	Type	Cat. No	Qty	
MR 35 X 7.5 Slotted	MR 35 X 15 Slotted	Slotted	ERS35	1m	Slotted	ERS35	1m	Slotted	ERS35	1m
		Slotted	ERS35-HPP	1m	Slotted	ERS35-HPP	1m	Slotted	ERS35-HPP	1m
										
ERS35	ERS35-HPP									
End Bracket	Cat. No	Qty		Cat. No	Qty		Cat. No	Qty		
 ES1 For 35mm Din	ES4BEIGE	25		ES4BEIGE	25		ES4BEIGE	25		
Group Marking										
 GM	GMBEIGE	50		GMBEIGE	50		GMBEIGE	50		



	SCPE10 width: 10mm	
Electrical ratings		
Voltage/Current/Cross section	~V-/A/10mm ²	
UL	AWG6-26	
Insulation stripping length	13mm	
Connection Data		
Solid Strand, Screw Connection	0.5-10mm ²	
Fine Strand, Screw Connection	0.5-10mm ²	
AWG Conductor	26.....6	
Ordering Data		
Poliamide 6.6	Cat. No	Qty
	SCPE10	30
Mounting Rails		
MR 35 X 7.5 Slotted	MR 35 X 15 Slotted	
		Type Cat. No Qty
		Slotted ERS35 1m
		Slotted ERS35-HPP 1m
		
ERS35	ERS35-HPP	
End Bracket		
	Cat. No	Qty
 ES1 For/Per MR 35 & MR 35 Grey	ES4BEIGE	25
Group Marking		
 GM	GMBEIGE	50